





Patient ID: \_\_\_\_\_


Date: \_\_\_\_\_


	38013
AIO 3.0 Base Plate - SBRT compatible	


	38101
AIO 3.0 - 0° cushion	



	38100 - Arm rest High
	38106 - Arm rest Low
AIO 3.0 - arm Rest	


	38126	38127
	38128	
Knee & leg immobilisation cushions		

	38204
	38210
Extension frame for knee & foot support	


	38206
Indexable Foot Support	


	38003
	38007
Secondary base plate	

	1 piece	
	2 pieces	
	3 pieces	
Grip Pole Long (38201)	Grip Pole Collar (38200)	

	AC-GP-H (32015/10)	
Horizontal hand grip		

	AC-PG (32015/5)	38213
(Interlocking) protruding hand grip		


	35755 (Model 1)	35765 (Model 2)
	35753 (Model 3)	35753ZF (Model 4)
	35752 (Model 5)	35752ZF (Model 6)
Set of low density head supports		


	35758-MD (Model 1)	35758ZF-MD (Model 2)
	35713-MD (Model 3)	35713ZF-MD (Model 4)
	35714-MD (Model 5)	35714ZF-MD (Model 6)
Set of regular density head supports		

All Rights reserved. No part of this publication may be produced, stored in a retrieval system or transmitted, in any way, form or by any means, electronic, mechanical, photocopying or otherwise, without prior written permission of Orfit Industries ©ORFIT Industries

Patient ID: \_\_\_\_\_

Date: \_\_\_\_\_

	38222 - Low Arch
	38218 - High Arch
<b>Mechanical Pressure System</b>	

	32317/9 - 120 cm
	32317/18 - 130 cm
	32317/28 - 175 cm
<b>Pressure Belt</b>	

<b>Positioning of elements</b>							
AIO base plate position (position of laser line on millimeter scale):							
Grip pole position	1	2	3				
	4	5	6				
Height of the (interlocking) protruding or horizontal handgrip:							
Position of the knee & leg immobilisation cushions on the extension frame	Frame 38204 (1-19)		Frame 38210 (1-27)				
Position of the indexable foot support on the extension frame	Frame 38204 (1-19)		Frame 38210 (1-27)				
Indexable foot support adjustments	Tilt position		Foot cup rotation				
	1	2	3	A	B	C	D
Position of Pressure Arch on Base plate (E1 - E34)							
Height of Pressure Arch	1	2	3				
	4	5					
Height Screw							
Pressure Plate	Cranial Side		Caudal Side				
Pressure Belt	Position Strap		Pressure read-out				
<b>Others/remarks</b>							

All Rights reserved. No part of this publication may be produced, stored in a retrieval system or transmitted, in any way, form or by any means, electronic, mechanical, photocopying or otherwise, without prior written permission of Orfit Industries ©ORFIT Industries