








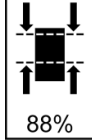

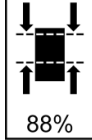



RAYCAST® HIGH PRECISION ACCESSORIES HEAD SUPPORTS – REGULAR DENSITY

Models	Pictures	Dimensions
<p>Model 1 with lateral neck flaps</p> <p>AIO SOLUTION® code: HS-NS-F</p> <p>Article No. : 35758-MD</p>		 <p>100%</p>
<p>Model 2 without lateral neck flaps</p> <p>AIO SOLUTION® code: HS-NS-N</p> <p>Article No. : 35758ZF-MD</p>		 <p>100%</p>
<p>Model 3 (age: 6-12 years) with lateral neck flaps</p> <p>AIO SOLUTION® code: HS-PS-F</p> <p>Article No. : 35713-MD</p>		 <p>90%</p>
<p>Model 4 (age: 6-12 years) without lateral neck flaps</p> <p>AIO SOLUTION® code: HS-PS-N</p> <p>Article No. : 35713ZF-MD</p>		 <p>90%</p>
<p>Model 5 with lateral neck flaps</p> <p>AIO SOLUTION® code: HS-SS-F</p> <p>Article No. : 35714-MD</p>		 <p>88%</p>
<p>Model 6 without lateral neck flaps</p> <p>AIO SOLUTION® code: HS-SS-N</p> <p>Article No. : 35714ZF-MD</p>		 <p>88%</p>
<p>Model 7 with lateral neck flaps for patients with a curved spine</p> <p>Article No. : 32399-MD</p>		
<p>Article No. : 32702-MD</p>	<p>Set of Model 1, 2, 3, 4, 5 and 6</p>	
<p>Article No. : 32701-MD</p>	<p>Set of 3 head supports with lateral neck flaps (Article Nos. 35758-MD – 35714-MD – 35713-MD)</p>	
<p>Article No. : 32706-MD</p>	<p>Set of 3 head supports without lateral neck flaps (Article Nos. 35758ZF-MD – 35714ZF-MD – 35713ZF-MD)</p>	

A. GENERAL PRODUCT INFORMATION

The products referred to in these instructions are medical devices, used for patient positioning and immobilisation in radiation therapy. These regular density head supports can be used during both the simulation and the treatment stage, including MRI simulation.

To attain an optimal result, it is recommended to use this product in combination with Orfit immobilisation products.

B. PRODUCT DESCRIPTION

The HP HEAD SUPPORTS – REGULAR DENSITY are used in combination with all HP BASE PLATES, EFFICAST® PRE-CUTS, cushions and other hardware from the RAYCAST® HIGH PRECISION and the AIO SOLUTION® sets. Together with the parts of these sets they form a reproducible patient positioning and immobilisation device in the field of radiotherapy. The head supports offer, together with the blocks & wedges, the opportunity to position the patient's head in a stable and reproducible way. Information on these other parts and instructions on how to make the masks can be found in the respective 'instructions for use' and on www.orfit.com.

C. PRECAUTIONS FOR USE

Always use these devices in combination with HP or AIO base plates.

The head supports can be positioned on the base plates or blocks & wedges by means of positioning knobs on the bottom of the head support. Always verify that the devices are positioned correctly on other cushions and parts.

These head rests are primarily made of Polyurethane foam which degrades by radiation. If used in treatment we recommend to switch them regularly with the same types from simulation so each head rest in the inventory receives a comparable dose.

The product is MR-safe.



D. STORAGE

Always store the products in a safe place to prevent them from getting damaged. Do not put heavy objects on the devices and prevent hard objects from falling onto it, because these will cause permanent damage.

Store the devices between +10°C (50°F) and 40°C (122°F).

E. PROPERTIES

E.1. Physical Properties

The following physical properties apply to these devices:

Dimensions:	L 230 - 257 mm
	W 108 - 120 mm
	H 82 - 92 mm
Weight:	0,50 - 0,67 kg

E.2. Mechanical Properties

The RD head supports are made of PU foam and have a good dimensional stability.

E.3 Dosimetric Properties

These head supports are made of regular density foam that has the following dosimetric properties **per cm of material** through which the beam passes:

Attenuation (± 0.15 %)		Skin build-up (± 0.1 mm)
6 MV	15 MV	mm H ₂ O equiv.
0.57 %	0.46 %	1.38 mm/mm material

Note: Use these numbers as a guidance only. Perform the measurements again in your department to verify these results.

F. MAINTENANCE AND WASTE MANAGEMENT

These products can be cleaned and disinfected by means of an isopropanol based disinfectant, applied with a soft cloth. If unsure about the cleaning fluid, do not use. **Never use aerosol sprays, corrosive cleaning agents, solvents or abrasive detergents. Do not soak the cushions.** Further cleaning instructions can be found in the [Orfit Cleaning Guidelines](#). Periodic checks of the product should be done to insure the parts are not worn and require repair or replacement. **Do not attempt to make repairs yourself.** Contact your distributor if there are any questions or concerns. The products can be disposed of with household waste.

G. ADDITIONAL INFORMATION

For additional information such as distributor contact information, product brochures, Safety Data Sheets and regulatory information, please visit our website www.orfit.com.

Note:

The instructions were written in accordance with the European Directive 93/42/EEC for Medical Devices. It is prohibited to make alterations to this text without prior approval from Orfit Industries. THE AIO SOLUTION®, RAYCAST® and EFFICAST® are registered trademarks of Orfit Industries.



ORFIT INDUSTRIES
Vosveld 9A | B-2110 Wijnegem | Belgium
T (+32) (0)3 326 20 26
welcome@orfit.com

www.orfit.com



Ref. No. 31964
VERSION 14
LAST UPDATE: 02/07/2020
REVISION DATE: 02/07/2022