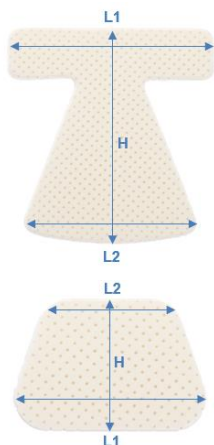


NoseFit

External Nasal Splint

ORFILIGHT® NS 1.6mm, micro-perforated, Ivory color



Article Number	Product Description	Dimensions L1 x L2 x H	QTY per Box
35860	NoseFit with forehead flange	85 x 65 x 90 mm	5
35861	NoseFit – Small	49 x 35 x 34 mm	10
35862	NoseFit – Medium	56 x 41 x 40 mm	10
35863	NoseFit – Large	62 x 45 x 45 mm	10

A. GENERAL PRODUCT INFORMATION

NoseFit is an Orfit product that serves as an external nasal splint to provide immobilization and stabilization after various nose injuries such as sports injuries, different types of nose surgeries, and other conditions requiring nose and nose bridge stabilization. Its ergonomic design ensures a comfortable fit, making it suitable for individuals of all ages and lifestyles.

This product is available in two designs and multiple sizes to meet the different needs of a variety of patients. The contents of the NoseFit package will depend on whether you want to include a forehead flange or not, and the size of the desired splint.

Below, you will find further information about the different packages available for NoseFit:

1. Regular NoseFit package contains:

- 10 pieces of external nasal splints of the same type and size: These splints are specifically tailored to fit small, medium, or large nose sizes, ensuring optimal fit and stabilization for different patients.
- 10 pieces of back-adhesive foam with a 3mm thickness. This foam is designed for application to the dorsum of the nose, providing enhanced cushioning and comfort to the patient while wearing the nose splint.
- An instruction for use.



2. NoseFit with forehead flange package contains:

- 5 pieces of external nasal splints with forehead flange
- 5 pieces of one-sided self-adhesive dorsal nose foam with a 3mm thickness:
- An instruction for use sheet



! *It's essential for healthcare professionals to carefully follow the instructions provided in the package to achieve the best results and ensure the safety and effectiveness of the NoseFit.*

A. PRODUCT DESCRIPTION

NoseFit is a specialized external nasal splint made from Orfilight NS, a lightweight low-melting temperature thermoplastic material. The unique properties of Orfilight NS make it easy to shape and precisely conform to the patient's nasal anatomy, ensuring excellent fit and comfort for the patient. This results in a highly precise and protective nasal splint. NoseFit gives a very foam-like feeling to the skin, thanks to the distinctive texture of the Orfilight NS. The micro-perforations within the NoseFit enhance air ventilation, leading to improved circulation and accelerated recovery.

NoseFit with forehead flange:

The NoseFit with forehead flange design offers maximum immobilization due to its additional support for the forehead. This design is particularly recommended for cases involving severe facial traumatic injuries, nose fractures, and acute sports injuries where maximum protection and stabilization are required

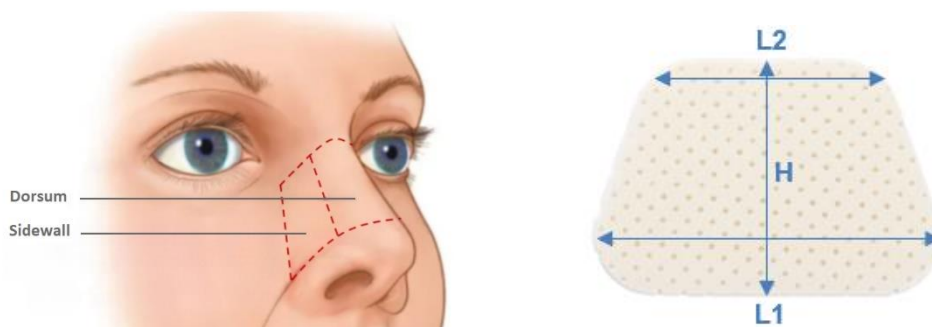
NoseFit features a Non-Sticky (NS) coating, preventing it from sticking directly to the skin. However, it may stick to the bandage over the nose.

B. PRECAUTIONS FOR USE

1. The workplace must be well-ventilated.
2. Fill a water bath or splint pan and bring the water to the correct temperature of 65-67°C (149-153 °F).
3. Check the temperature of the material before molding it on a patient.

C. Sizing

Please select an appropriate size for your application. We recommend choosing the size that covers the nasal dorsum and sidewalls.




Please note that the NoseFit with forehead flange (Art. Nr. 35860) is single-size and it can be easily trimmed and fit to different nose sizes and shapes.

D. ACTIVATION TECHNIQUE

1. Place the thermoplastic material in heated water with a temperature of 65-67°C (149-153 °F). This is the ideal activation temperature.

! *The NoseFit is made of Orfilight NS material, known for being a lightweight thermoplastic. This unique material allows the splint to float on water. To activate the splint, we advise placing it underwater with the help of a spatula. This duration ensures proper activation of the material.*



! *Never use an open flame to activate the thermoplastic material.*

2. To obtain the ideal usage characteristics, respect the following minimum heating time

NoseFit	1 minute
----------------	-----------------

Use a timer to check the heating times above.

E. OPERATING CHARACTERISTICS

Application

1. Place the patient in the correct treatment position.
2. Prior to applying the nasal splint, you can apply the supplied foam to the nose bridge for added patient comfort.

! *To minimize the stickiness of the foam to the skin and the NoseFit, simply apply a small amount of water onto the surface of the foam.*



3. Activate the material until it gets completely soft and feels moldable.
4. Observe the warm-up time, then remove the material from the heated water and allow the surfaces to cool down for a few seconds or dry with a towel.

! *Before applying the material to the patient, check the temperature in order to avoid burns.*

! *If there is accidental adherence of the material to itself, it can be separated after complete reactivation in the water bath.*

5. Mould the material on the patient's nose. Use the stretch and elastic properties of NoseFit to mold it on the patient's nose for maximum conformity.



!* To create a strong nose splint with optimal stability, it's crucial to avoid applying pressure on the bridge of the nose.



6. Continue molding the nasal splint on the patient's nose until it becomes firm. This takes 1 to 2 minutes, depending on the temperature in the room.

! Do not remove the molded splint from the patient's nose until it has sufficiently hardened.

7. Excessive material can be trimmed before complete hardening. To do so, use a suitable pair of scissors.



8. NoseFit features a Non-Sticky (NS) coating, preventing it from sticking directly to the skin. We recommend using micropore surgical tapes alongside the NoseFit for optimal adhesion. These tapes provide a secure fit without causing irritation and compromising patient comfort.



Without Foam:



F. MAINTENANCE AND WASTE MANAGEMENT

- This product can be cleaned and disinfected with a soft cloth and soapy water or an isopropanol-based disinfectant. Do not use the cleaning agent if you are not sure whether it is suitable. Never use aerosol sprays, corrosive cleaners, solvents or abrasive cleaners.
- Cleaning the nasal splint regularly also removes the layer of dead bacteria that can build up on the splint surface. This gives the clean surface an antibacterial effect.
- The product may be disposed of with household waste.
- Please contact your distributor if you have any questions or concerns.

G. ADVICE FOR THE PATIENT

! Provide the patient with sufficient information about the precise use of the product and the possible limitations that the product may entail.

H. STORE

- The thermoplastic material should be stored in its original packaging.
- Storage must be in a dark, cool, dry place at a temperature of min. 10°C (50°F) and max. 30°C (86°F).
- Once removed from the packaging, leftover materials must be put back in the original packaging to avoid biodegradation. Low-temperature thermoplastics can only be kept for a limited period of time and must be protected as much as possible from light, heat, and humidity. The material ages in direct relation to storage conditions. When too old, materials become brittle and too soft when activated.

I. GENERAL SAFETY ADVICE

- !* The thermoplastic material is not suitable for internal use. It may not be used on open wounds or in the mouth.**
- !* Never use an open flame to activate the thermoplastic material.**
- !* This product may only be used by qualified health professionals.**

J. ADDITIONAL INFORMATION

For additional information such as distributor contact information, product brochures, Safety Data Sheets and regulatory information, please visit our website www.orfit.com

Note:

It is prohibited to make alterations to this text without prior approval from Orfit Industries. ORFILIGHT® is a registered trademark of ORFIT INDUSTRIES N.V.



ORFIT INDUSTRIES
Vosveld 9A | B-2110 Wijnegem | Belgium
T (+32) (0)3 326 20 26
welcome@orfit.com

www.orfit.com



Ref. Nr. 50280
VERSION 1
LAST UPDATE : 24/08/2023
REVISION DATE: 24/08/2025