




Patient ID:

Date:



| | | |
|---|-----------------------------|-----------------------------|
|  | <input type="radio"/> 5° | <input type="radio"/> 20° |
| | <input type="radio"/> 7.5° | <input type="radio"/> 22.5° |
| | <input type="radio"/> 10° | |
| | <input type="radio"/> 12.5° | |
| | <input type="radio"/> 15° | |
| | <input type="radio"/> 17.5° | |
| Tilt Angle | | |




| | |
|--|-------------------------|
|  | Height |
| | <input type="radio"/> 1 |
| | <input type="radio"/> 2 |
| | <input type="radio"/> 3 |
| | <input type="radio"/> 4 |
| <input type="radio"/> 5 | |
| Adjustable arm support (33178) | |


| |
|---|
|  |
| Bilateral arm support system (BASS) |

| |
|--|
|  |
| Fixed Grip Pole (33176) |

| | |
|--|-------------------------|
|  | Height |
| | <input type="radio"/> 1 |
| | <input type="radio"/> 2 |
| | <input type="radio"/> 3 |
| | <input type="radio"/> 4 |
| Adjustable Hand Support (33178) | |

| | |
|--|--|
|  |  |
| CHB-1 | CHD-1 |
| Head Support | |

| | | |
|---|---|---|
|  |  |  |
| Orfit | Timo | Silverman |
| Head Support with Adapter Plate | | |

| | | |
|--|---------------------------|-------------------------|
|  | 2-pin bar position | |
| | <input type="radio"/> 1 | <input type="radio"/> 5 |
| | <input type="radio"/> 2 | <input type="radio"/> 6 |
| | <input type="radio"/> 3 | <input type="radio"/> 7 |
| | <input type="radio"/> 4 | <input type="radio"/> 8 |
| Bottom Stop | | |

| |
|--|
| |
|--|

| |
|--|
| |
|--|

| | |
|--|---------------------------|
| Additional Positioning Elements | |
| Position of laser line on millimeter scales: | |
| Position of 2-pin indexing bar on the couch: | MammoRx Breast Board: |
| | Bottom Stop: |
| Thermoplastic mask used: | <input type="radio"/> Yes |
| | <input type="radio"/> No |
| Others/remarks | |
| | |

All Rights reserved. No part of this publication may be produced, stored in a retrieval system or transmitted, in any way, form or by any means, electronic, mechanical, photocopying or otherwise, without prior written permission of Orfit Industries. ©ORFIT Industries



MammoRx Breast Board
Individual patient positioning document

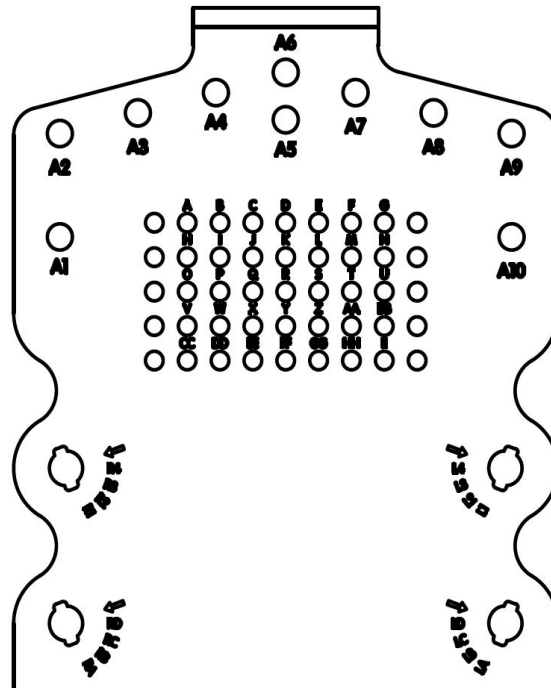
Patient ID:

Date:

Mark the position of the immobilisation accessories on the drawing

Note: To indicate the position of the BASS:

draw a box around the Head Position holes to show physically the BASS board position and the rows of letter that are uncovered.



All Rights reserved. No part of this publication may be produced, stored in a retrieval system or transmitted, in any way, form or by any means, electronic, mechanical, photocopying or otherwise, without prior written permission of Orfit Industries. ©ORFIT Industries